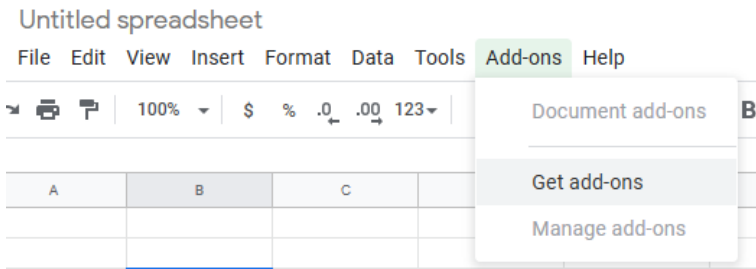


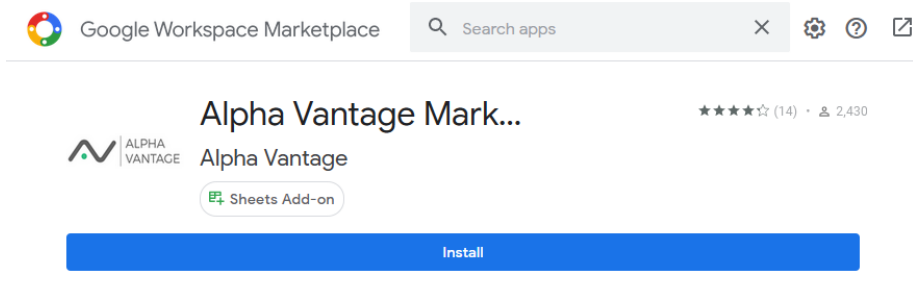


# Individual Install from Google Workspace Marketplace

The Alpha Vantage Google Sheets Add-on can be installed for an individual through the Google Workspace Marketplace. The quickest way is to open a new spreadsheet and under the Add-ons menu choose "Get Add-ons."



This will bring you to the Google Workspace Marketplace. Search for "Alpha Vantage Market Data" and click through. You should see



Equity Time Series

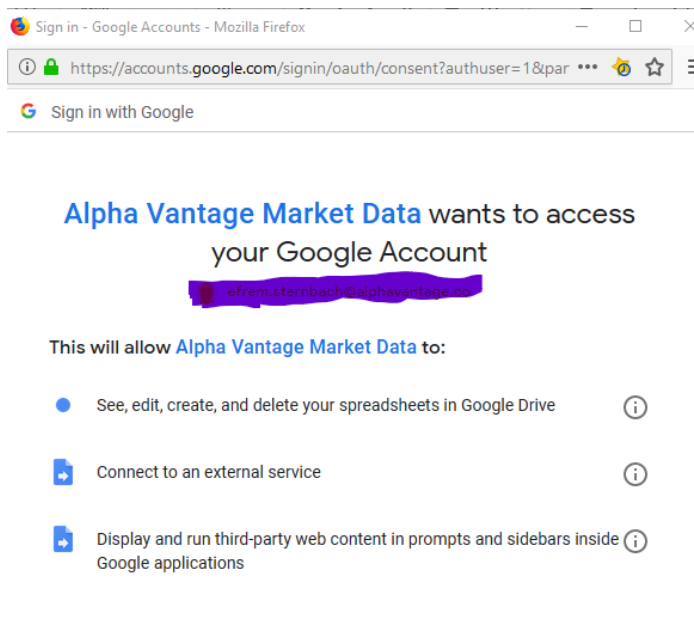
File Edit View Insert Format Data Tools Add-ons Help Last edit was seconds ago

100% \$ % .0 .00 123

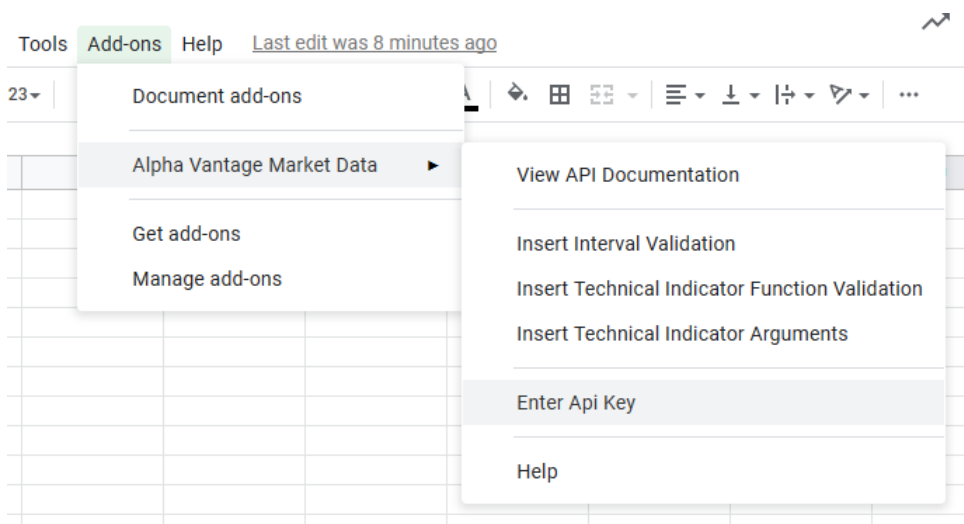
Default (A1) 10 B I T A

	A	B	C	D	E	F	G	H	I	J
1										
2		Date	open	high	low	close	adjusted close	volume	dividend amount	split coefficient
3		2/12/2021	134.35	135.53	133.6921	135.37	135.37	60145130	0	1
4		2/11/2021	135.9	136.39	133.77	135.13	135.13	64200029	0	1
5		2/10/2021	136.48	136.99	134.4	135.39	135.39	72647988	0	1
6		2/9/2021	136.62	137.877	135.85	136.01	136.01	75986989	0	1
7		2/8/2021	136.03	136.96	134.92	136.91	136.91	71297214	0	1
8		2/5/2021	137.35	137.42	135.86	136.76	136.76	75693830	0.205	1
9		2/4/2021	136.3	137.4	134.59	137.39	137.39	84183061	0	1
10		2/3/2021	135.76	135.77	133.61	133.94	133.7395276	89809937	0	1
11		2/2/2021	135.73	136.31	134.61	134.99	134.707956	82265419	0	1
12		2/1/2021	133.75	135.38	130.93	134.14	133.9392283	106239823	0	1
13		1/29/2021	135.83	136.74	130.21	131.96	131.7624911	177523812	0	1
14		1/28/2021	139.52	141.99	136.7	137.09	136.8848129	142621128	0	1
15		1/27/2021	143.43	144.3	140.41	142.06	141.8473741	140843759	0	1
16		1/26/2021	143.6	144.3	141.37	143.16	142.9457277	98390555	0	1
17		1/25/2021	143.07	145.09	136.54	142.92	142.706087	157611713	0	1
18		1/22/2021	136.28	139.85	135.02	139.07	138.8618494	114459360	0	1
19		1/21/2021	133.9	139.67	133.59	136.87	136.6651422	120629544	0	1
20		1/20/2021	128.66	132.49	128.55	132.03	131.8323864	104319489	0	1
21		1/19/2021	127.78	128.71	126.938	127.83	127.6386727	90757329	0	1

Click the “Install” button to install the Add-on. Google will request that you approve permissions necessary for the Add-on to function. This will look like



Please click “Allow” to enable the Add-on. If successful you should see a confirmation screen. Refresh your browser window to make sure the Add-on menu is initialized. Then enter your API Key



which will open a dialog where you can enter your API Key.

You're ready to go!