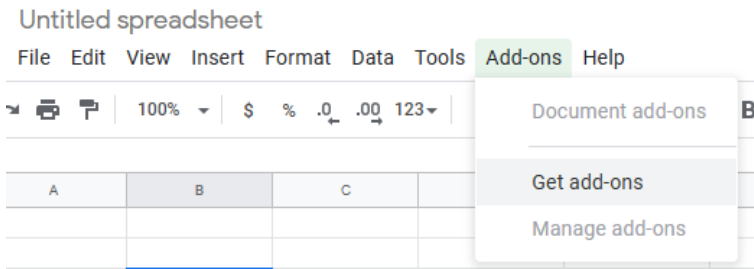


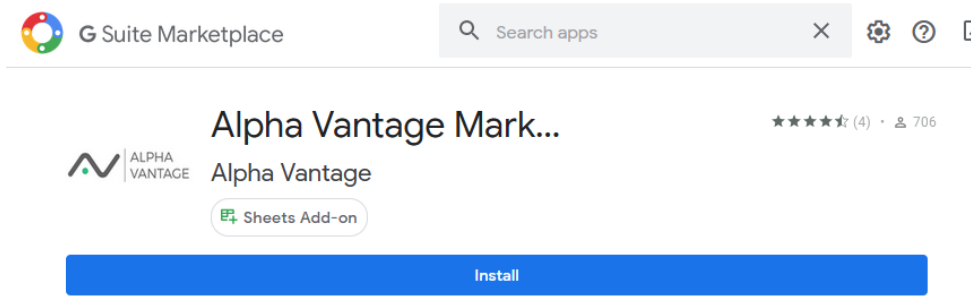


# Individual Install from G Suite Marketplace

The Alpha Vantage Google Sheets Add-on can be installed for an individual through the G Suite Marketplace. The quickest way is to open a new spreadsheet and under the Add-ons menu choose "Get Add-ons."

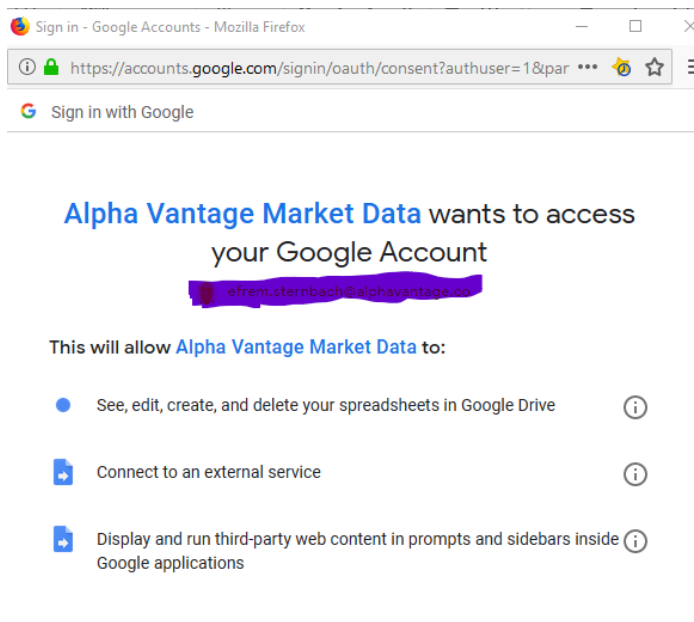


This will bring you to the G Suite Marketplace. Search for "Alpha Vantage Market Data" and click through. You should see

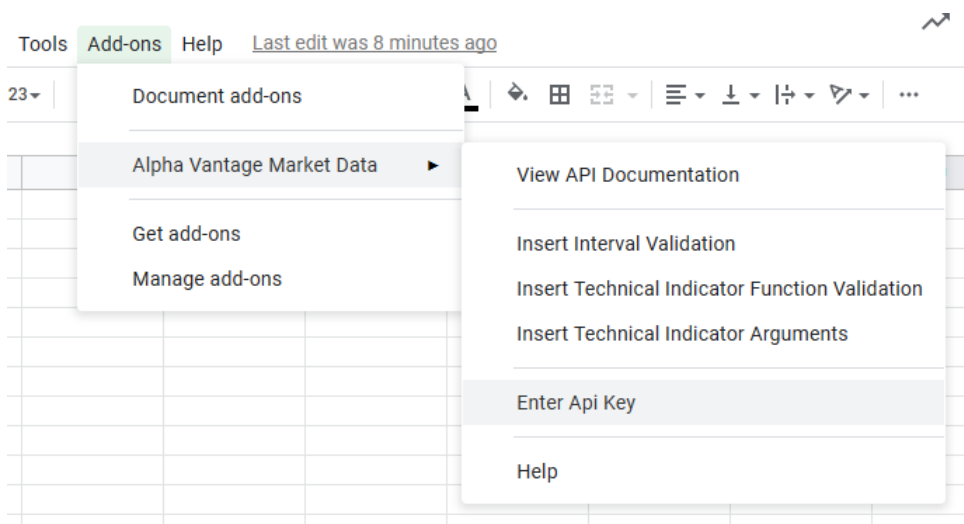


	A	B	C	D	E	F
4		Sector Performance				
5						
6		Performance Interval	Consumer Staples	Materials	Utilities	Real Estate
7		Real-Time Performance	0.05%	0.00%	-0.35%	-0.45%
8		1 Day Performance	0.97%	0.08%	1.30%	1.18%
9		5 Day Performance	-4.06%	-4.92%	0.30%	-0.12%
10		1 Month Performance	-1.97%	-4.41%	-1.14%	-0.55%
11		3 Month Performance	1.33%	-0.56%	2.96%	3.20%
12		Year-to-Date (YTD) Performance	14.65%	11.43%	13.32%	20.70%
13		1 Year Performance	7.39%	-4.97%	12.72%	12.23%
14		3 Year Performance	6.95%	15.46%	18.14%	
15		5 Year Performance	33.98%	14.62%	47.51%	
16		10 Year Performance	138.10%	93.55%	109.76%	
17						

Click the “Install” button to install the Add-on. Google will request that you approve permissions necessary for the Add-on to function. This will look like



Please click “Allow” to enable the Add-on. If successful you should see a confirmation screen. Refresh your browser window to make sure the Add-on menu is initialized. Then enter your API Key



which will open a dialog where you can enter your API Key.

You're ready to go!